

Step 0

UNIVERSITEIT  VAN TILBURG Home Contact Login

Understanding Society

Application Form

New Application	New Application
<hr/>	
Or Login	
E-mail	<input style="width: 90%;" type="text"/>
Password	<input style="width: 90%;" type="password"/>
	Login

© 2010 SpITs - Universiteit van Tilburg - Laatst gewijzigd: 30-09-2010 E-mail spits@uvt.nl

Explanation:

- **First time**

If it's the first time you make an application you need to click on the button 'New Application'. A new screen will show up next.

- **You already have an account**

If you already have an account you fill in your e-mail address and your password. A new screen will show up next.

Step 1

Application Form

Username & Password	
E-mail <small>E-mail will be used as username!</small>	<input type="text" value="janklaassen@gmail.com"/>
Confirm E-mail	<input type="text" value="janklaassen@gmail.com"/>
Password	<input type="password" value="••••••••"/>
Confirm Password	<input type="password" value="••••••••"/> Please enter the same value again.
Name	
Surname(s) / Family name(s) <small>(as stated in passport)</small>	<input type="text" value="Klaassen"/>
Full first name(s) <small>(as stated in passport)</small>	<input type="text" value="Jan Peter Marin"/>
Given name	<input type="text" value="Jantje"/>
Communication	
Telephone/Mobile number <small>(including country & area code)</small>	<input type="text" value="+31 123 456789"/>
2nd Telephone/Mobile number <small>(including country code)(optional)</small>	<input type="text" value="+31 123 987654"/>
Step 1 of 7	
<input type="button" value="Save and Continue"/>	

Explanation:

▪ Username & Password

By completing the fields you will create your account. Make sure you remember your own password!

▪ Name


You complete the fields with your surname, full first names as stated in passport and your given name.

▪ Communication


Please fill in a phone number which Tilburg University can use to reach you.

Step 2

[Home](#) [Contact](#) [Login](#)

 UNIVERSITEIT VAN TILBURG Understanding Society

Application Form

Address	<input type="text" value="Independent road 154"/>
Street name & number	
Postcode / Town or City	<input type="text" value="1234XX"/> <input type="text" value="New York"/>
Country	<input style="border: 1px solid black;" type="text" value="United States"/>
Personal details	
Gender	<input checked="" type="radio"/> Male <input type="radio"/> Female
Marital Status	<input style="border: 1px solid black;" type="text" value="Single"/>
Date of Birth <small>(dd-mm-yyyy)</small>	<input style="border: 1px solid black;" type="text" value="22-02-1988"/> 
Town or City of Birth	<input style="border: 1px solid black;" type="text" value="London"/>
Country of Birth	<input style="border: 1px solid black;" type="text" value="United Kingdom"/>
Nationality	<input style="border: 1px solid black;" type="text" value="Briton"/>
2nd Nationality <small>(only if applicable)</small>	<input style="border: 1px solid black;" type="text" value="American"/>

Step 2 of 7 [Back](#) [Save and Continue](#)

Explanation:

▪ **Address**



Please fill in your address. This will be the address Tilburg University will use to send you post. Like your acceptance or an information magazine.

▪ **Personal details**

Make sure you complete the fields like state in your passport.

Step 3

[Home](#) [Contact](#) [Login](#)

 UNIVERSITEIT  VAN TILBURG Understanding Society

Application Form

Contact information (in case of emergency)	
Name	<input type="text" value="Maria Klaassen"/>
Relationship to you (e.g. "parent")	<input type="text" value="Mother"/>
Address	<input type="text" value="Queensroad 192"/>
Postcode / Town or City	<input type="text" value="6667UK"/> <input type="text" value="London"/>
Country	<input type="text" value="United Kingdom"/>
Telephone number (including country & area code)	<input type="text" value="+44 888 123456789"/>
E-mail	<input type="text" value="mariaklaassen@gmail.com"/>

Step 3 of 7 [Back](#) [Save and Continue](#)


Explanation:

- **Contact information**

Please complete the fields with the name and address from somebody Tilburg University can contact in case of an emergency.

Step 4

[Home](#) [Contact](#) [Login](#)

 UNIVERSITEIT VAN TILBURG Understanding Society

Application Form

Programme Information	
Degree type	<input type="text" value="Bachelor"/>
Language of instruction	<input type="text" value="English"/>
Programme	<input type="text" value="International Business Administration"/>
Agent	
Are you applying through an agent?	<input checked="" type="radio"/> Yes <input type="radio"/> No
Agency	<input type="text" value="Skylines"/>
Name of the agent	<input type="text"/>
E-mail of the agent	<input type="text"/>

Step 4 of 7 [Back](#) [Save and Continue](#)

Explanation:

- **Program information**


Complete the fields with the program you are applying to.

- **Agent**

If you are applying through an agent please click yes and complete the fields. If you don't apply through an agent, just click on no, and continue.

Step 5


[Home](#) [Contact](#) [Login](#)

 UNIVERSITEIT VAN TILBURG Understanding Society

Application Form

Education

Bachelor

Name of the Institution	<input type="text" value="Harvard University"/>
Field of study	<input type="text" value="Law"/>
Country	<input type="text" value="United States"/>
I received (or will receive) the diploma on	<input type="text" value="04-04-2011"/> 

Add Secondary school Add Bachelor Add Master

Back Save and Continue

© 2010 SpITs - Universiteit van Tilburg - Laatste gewijzigd: 30-09-2010 E-mail spits@uvt.nl


Explanation:

▪ **Education**

You're asked to inform us about your education history. Please first click on the button 'Add Secondary school', and complete the fields. Secondly, click on the button 'Add Bachelor' and complete the fields. And so on. If you currently are not applied on a bachelor or master program on your home university, then you only complete the fields about your Secondary School.

Step 6

[Home](#) [Contact](#) [Login](#)

 UNIVERSITEIT VAN TILBURG Understanding Society

Application Form

Requirements

English Language Competence

I hereby declare that:

I am a native English speaker i

I completed all my Secondary Education in English

I have taken/will take an TOEFL/IELTS/Cambridge proficiency test

Score:

Date: calendar icon

Step 6 of 7 [Back](#) [Save and Continue](#)

© 2010 SpITs - Universiteit van Tilburg - Laatst gewijzigd: 30-09-2010 E-mail spits@uvt.nl

Explanation:

▪ Requirements

One of Tilburg University's requirements is you prove to speak probably English. Please inform us about you level by completing the fields.

Step 7

Explanation:

On the last page an overview of all the information you provided will be shown. Please make sure all information is correct. Finally, confirm your application form. You will receive a confirmation e-mail.