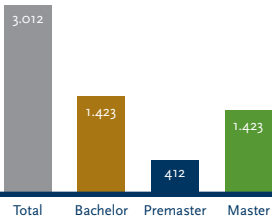
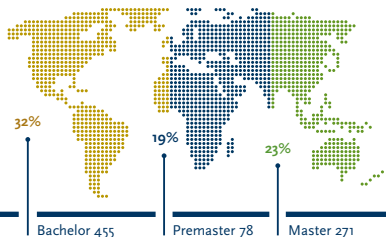


TILBURG SCHOOL OF HUMANITIES AND DIGITAL SCIENCES

Number of students 2021/2022 (Reference date October 2021)



International students 2021/2022



PhD degrees 2020



16

Number of degrees 2020/2021



Bachelor

195

Master

769

Total

964

PhD candidates (Employed)



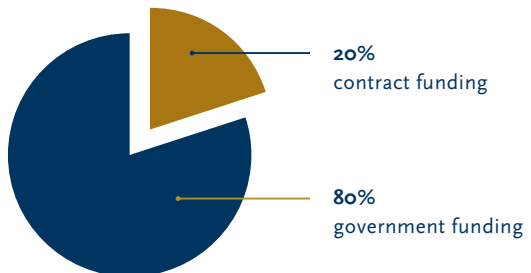
50.4
fte

Revenue 2020: € 19.562.000

Academic staff (Including PhD candidates)

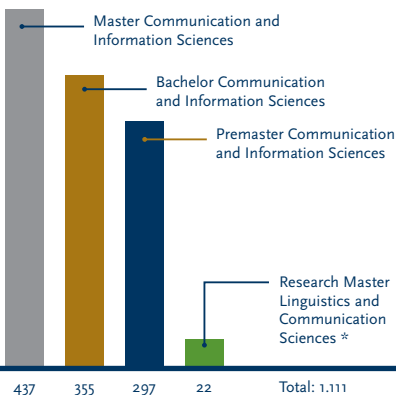


207.8
fte



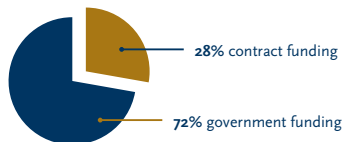
Department of Communication and Cognition

Number of students 2021/2022 (Reference date October 2021)



* Jointly with Department of Culture Studies and Radboud University Nijmegen

Source of income 2020



Academic staff



PhD candidates
(employed)

Other

Total

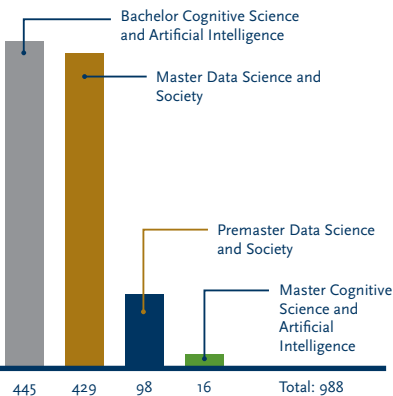
18.3

50.2

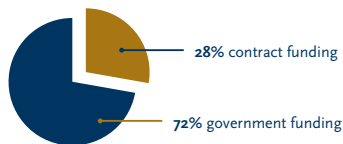
68.5

Department of Cognitive Science and Artificial Intelligence

Number of students 2021/2022 (Reference date October 2021)



Source of income 2020



Academic staff



PhD candidates
(employed)

Other

Total

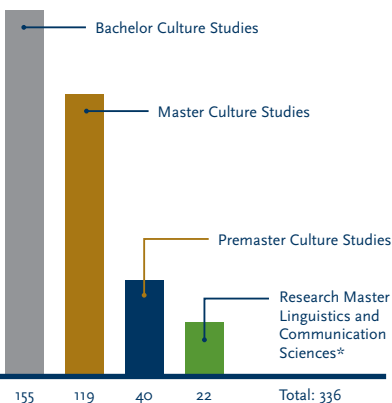
14.5

40.6

55.1

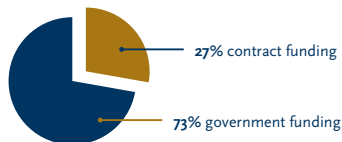
Department of Culture Studies

Number of students 2021/2022 (Reference date October 2021)



* Jointly with Department of Communication and Information Sciences and Radboud University Nijmegen

Source of income 2020



Academic staff



PhD candidates
(employed)

Other

Total

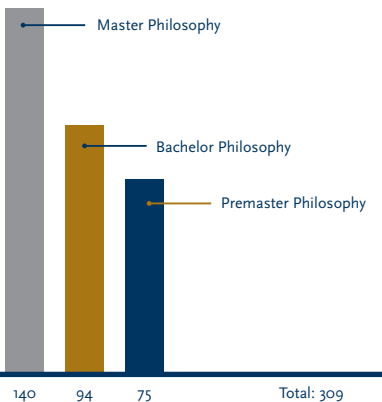
9.5

26.4

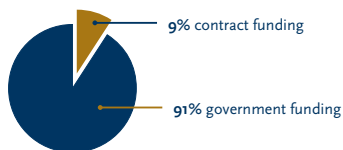
35.9

Department of Philosophy

Number of students 2021/2022 (Reference date October 2021)



Source of income 2020



Academic staff



PhD candidates
(employed)

Other

Total

5.6

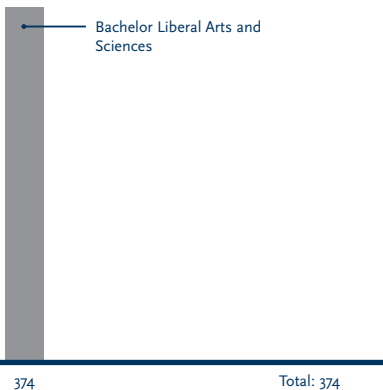
28

33.6

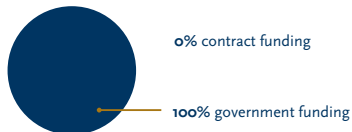
University College Tilburg

Number of students 2021/2022

(Reference date October 2021)



Source of income 2020



Academic staff



PhD candidates
(employed)

Other

Total

0.5


7.3

7.7

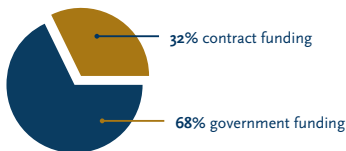
Teacher Training Program / Tilburg Center of the Learning Sciences

Number of students 2021/2022

(Reference date October 2021)



Source of income 2020



Academic staff



PhD candidates
(employed)

Other

Total

0

2

2